

# Mentors

## —their roles and functions in the ENRICH Course

*Nicos Sifakis & Stefania Kordia*  
*Hellenic Open University*

# Introduction

- The ENRICH CPD Course is **at the core** of the ENRICH Project
- Ensuring **active participation** in the ENRICH Course is paramount
- Due to its **innovative character**, some of the subjects presented and compulsory activities required in the ENRICH Course can be perceived as **demanding**
- Through this Course, the ENRICH Consortium aims to prompt the **development of a spawning teacher community** that is sensitive to the issues discussed and willing to exchange suggestions and experiences

# General orientation: What does a Mentor do?

What is a Mentor? **Generic definition:**

- A co-worker, a co-thinker, a guide, a critical friend, an 'educational companion' (Feiman-Nemser, 2001, p.20) who **facilitates** and **fosters** the mentee's **professional development** while viewing their relationship as a means towards **one's own improvement and advancement** (e.g. Wallace and Gravells, 2007)

# General orientation: What does a Mentor do?

More specifically, in teacher education contexts, mentors:

- **Provide general support:**
  - Encourage teachers to engage with the content of a course and help them clarify certain concepts that may be obscure to them
  - Offer emotional support, when needed
- **Respond to individual teacher needs:**
  - prompt active participation from individual teachers, e.g., with assignments, activities, lesson plans, etc., in a relevant and appropriate way

# Why do we have Mentors in the ENRICH Course?

To ensure that participants:

- Follow the **Study Schedule** of the Course
- Are **engaged with** the online sections and materials
- Share their **reactions and responses** to the **Compulsory Activities**
- Are **confident** that their engagement with the Course content and activities helps them to **learn and grow as professionals**

# Idiosyncrasies of the ENRICH CPD Course

- One Course developed “**centrally**”
- The Course materials are all made available **online**
- Participant teachers are based in **different countries** (Greece, Italy, Norway, Portugal, Turkey and others)
- Participant teachers are likely to have **different teaching profiles and constraints** depending on the local national context

# How does the mentoring system work in ENRICH?

In the ENRICH Course, there are **TWO types** of Mentors:

- **Type A: Course or Moodle Mentors**
  - In each section, a scholar who has been involved in its development acts as the Course/Moodle Mentor
  - **Main focus:** The participants working in that section
- **Type B: Local Mentors**
  - In each country, a scholar who is a member of the ENRICH consortium acts as a Local Mentor
  - **Main focus:** The participants coming from each country or are integrated in that local group

# How does the mentoring system work in ENRICH?

## Both types of Mentors:

- Facilitate study and **active engagement** with the materials and activities
- Trigger **constructive dialogue** and prompt a **team spirit** among the participants
- **Support** the participants and promote **autonomy**

A person may act both as a **Course/Moodle Mentor** in a specific section (if he/she has been involved in its development) and as a **Local Mentor** (of the participants coming from his/her country)




# Type A: Course/Moodle Mentors

- The **Course/Moodle Mentors** are responsible for the participants who work on **their section**, no matter what country they come from
- **Their role is to:**
  - Trigger **discussion** on topics related to that section
  - Give **constructive feedback**, as they see fit
  - Provide **further resources**, as they see fit
- **They DO NOT:**
  - Teach the Course—this is what the **video** is there for
  - Correct or offer ‘ready-made’ answers—a **teacher** is in the **best position** to determine what is **good practice** in his/her **own context!**

# Type A: Course/Moodle Mentors

## Where can you find the Course/Moodle Mentors?

- The Course/Moodle Mentors can be found in the **Forums of each section**—see this symbol: 
- More specifically, you can find them in:
  - The **Forum** dedicated to a **particular Activity**, either that be Compulsory or not
  - The **Forum** dedicated to **General discussion**—you can use this Forum to discuss any **OTHER** issue you want related to this section

# Type A: Course/Moodle Mentors

- For example, in the section “The Content of ELF-aware teaching”, you can find the Course/Moodle Mentor:

 Forum: General discussion  **Here**

---


Review Materials


---



---

Activities

---

 Activity 1: What do we teach and why?  **Here**

 Activity 2: Typical EFL and ELF-aware teaching

 Activity 3: Advantages, disadvantages and challenges of ELF-aware teaching  **Here**



**[Note: Activity 3 is a Compulsory Activity—the box next to it will be automatically ticked after completing it]**

# Type A: Course/Moodle Mentors

## When can you find the Course/Moodle Mentors?

- The Course/Moodle Mentor can be found in the Forums of his/her section **during the strict period** when that section is **activated**, according to the **Study Schedule**
- For example, you can find the Course/Moodle Mentor of the section “The content of ELF-aware teaching” during Week 8, i.e. from 23/03/2020 till 29/03/2020

# Type B: Local Mentors

- **The Local Mentors** are responsible for participants coming from their **country** (e.g. Italy, Greece) or are integrated in that **local group**
- **Their role is to:**
  - Carry out **3 meetings** with their local group
  - Respond to **issues or problems** participants of their local group may raise, as they see fit
  - Clarify issues about the **completion** of the course, such as about deadlines and the final assignment
- **Again, Local Mentors DO NOT:**
  - Teach the Course
  - Correct or offer 'ready-made' answers

# Type B: Local Mentors

## Where can you find the Local Mentors?

- The Local Mentors assigned to your local group can be found by **email**—see the messages they have sent
- In the **Moodle platform**, you can click the section “**Useful videos & materials**”—there, you will find:
  - A **Folder** for your local group, with **files** which your Local Mentor wants to share with you
  - A **Forum** for your local group, where you can **communicate** with the Local Mentor and the rest of the participants of your local group

# Type B: Local Mentors



 [Click here](#)

# Type B: Local Mentors

---

## Forum and Useful Materials for Local Groups

---

Click below to access the Folder and the Forum which corresponds to the local group you are a member of


### ◆ Bogazici University

 Folder of the Bogazici University Local Group(s)

 Forum of the Bogazici University Local Group(s)

### ◆ Hellenic Open University

 Folder of the Hellenic Open University Local Group(s)

 Forum of the Hellenic Open University Local Group(s)



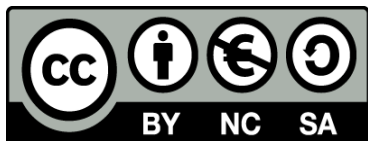
**Look here for the  
Folder and the  
Forum dedicated to  
your local group**



The ENRICH Project is funded  
with the support of the Erasmus+ programme of the European Union.

Grant Agreement: 2018-1-EL01-KA201-047894

The European Commission support for the production of this publication does not constitute an endorsement of the contents which reflects the views only of the authors, and the Commission cannot be held responsible for any use which may be made of the information contained therein.



This work is licensed under the Creative Commons Attribution-NonCommercial-ShareAlike 4.0 International License. To view a copy of this license, please visit:

<http://creativecommons.org/licenses/by-nc-sa/4.0/>